




CAP 6 Slim design 90°

Technical Data

Caractéristiques techniques / Technische Daten

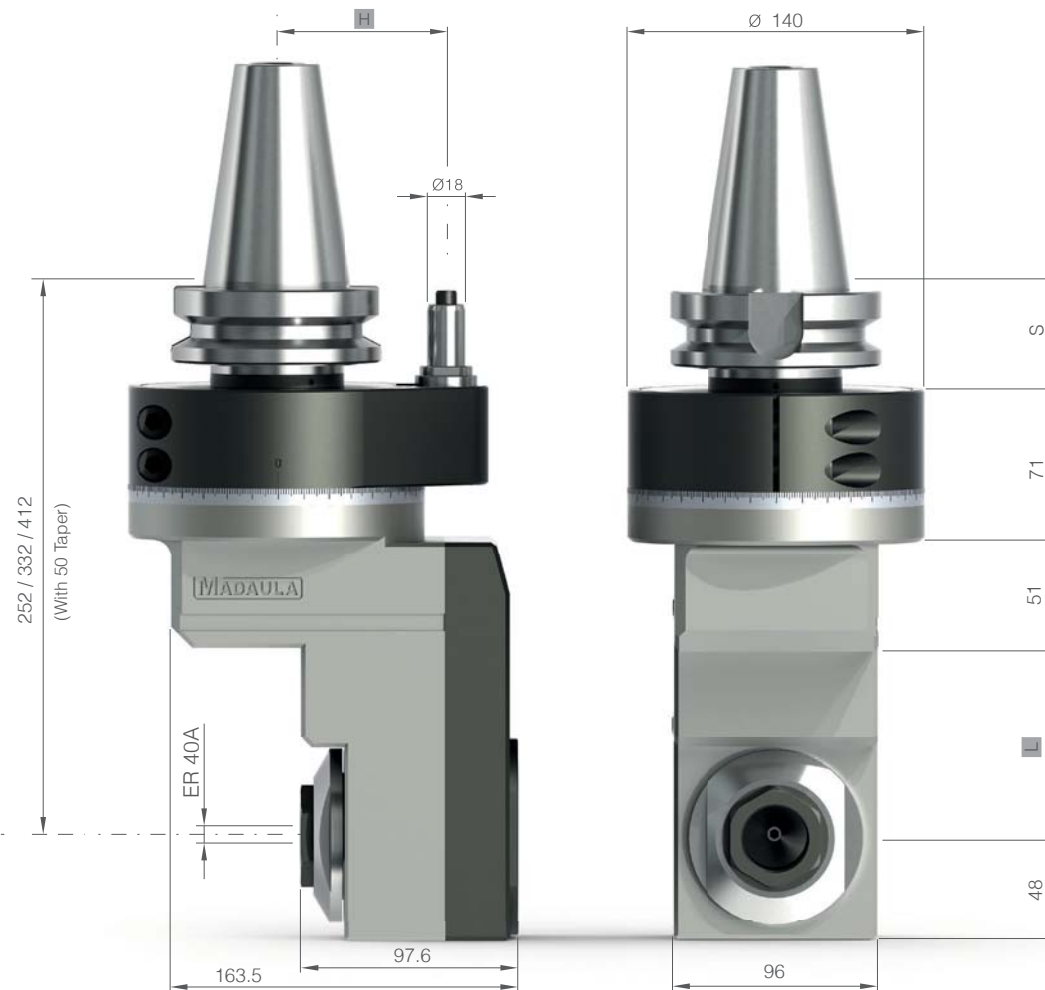
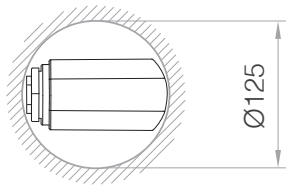
		ER-40A / 26 mm
R.P.M max	Heavy duty bearings	3.000
		16 kg
		1:1
KW		20 kW
Nm max		130 Nm
Rotation		in = out (A-C) in ≠ out (B)

L / H

Other measures under request

Autres mesures sur demande

Weitere Maßangaben auf Anfrage



MADAULA
creative solutions

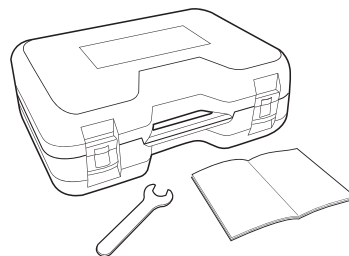
L	A	90
	B	170
	C	250

Taper	Size	H	S
Cône / Kegel	Taille / Größe		

DIN 69871 / 2080	50	80	40
CAT	50	80	40
MAS-BT	50	80	50
HSK	80/100	80	40/50
CAPTO	C8	80	50
KM	80/100	80	40/50

Standard Equipment

Standard / Standard



Optional Equipment

Optionel / Option

Stop Block

Bloc d'arrêt / Anschlag-Block

See page 55



Collets

Pinces / Spannzangen

See page 56



Coolant through index pin

Arrosage par le doigt d'indexage / Kühlmittelzufuhr durch bolzen

bar/psi max 12/175

High speed option RPM max

Haute vitesse en option RPM / Hochgeschwindigkeit optional UPM max

4.000