




CAP

S Slim design 90°

Technical Data

Caractéristiques techniques / Technische Daten

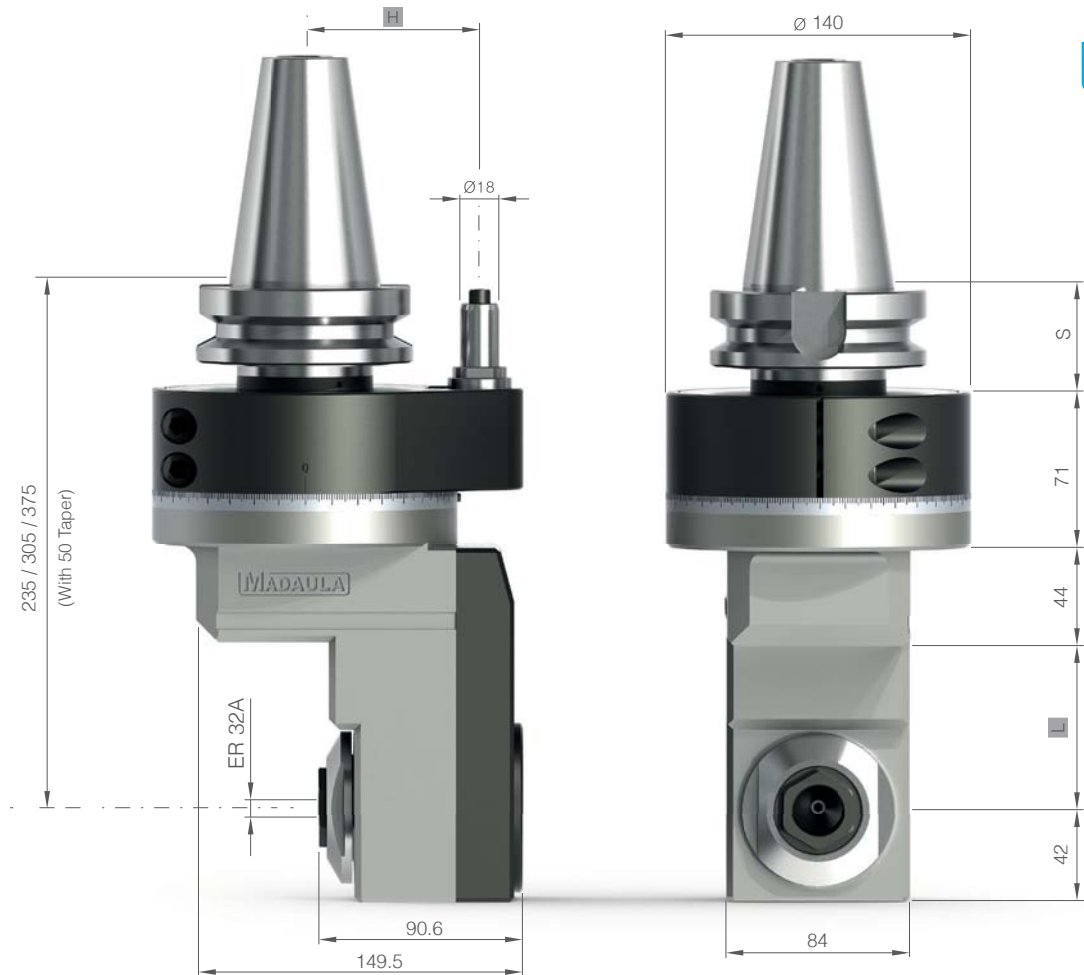
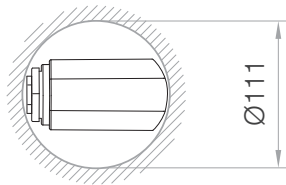
		ER-32A / 20 mm
R.P.M max	Heavy duty bearings	4.000
		14 kg
		1:1
KW		16 kW
Nm max		75 Nm
Rotation		in = out (A-C) in ≠ out (B)

L / H

Other measures under request

Autres mesures sur demande

Weitere Maße sind gegen Aufpreis



MADAULA
creative solutions

L	A	80
	B	150
	C	220

Taper	Size	H	S
Cône / Kegel	Taille / Größe		

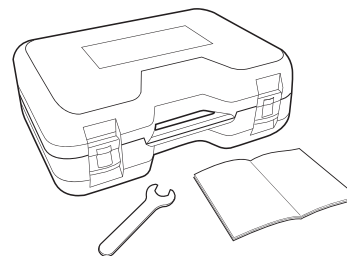
DIN 69871 / 2080	50	80	40
CAT	50	80	40
MAS-BT	50	80	50
HSK	80/100	80	40/50
CAPTO	C8	80	50
KM	80/100	80	40/50

Standard Equipment

Standard / Standard

Optional Equipment

Optionel / Option



Stop Block

Bloc d'arrêt / Anschlag-Block

See page 55 

Collets

Pinces / Spannzangen

See page 56 

Coolant through index pin

Arrosage par le doigt d'indexage / Kühlmittelzufuhr durch bolzen

bar/psi max 12/175

High speed option RPM max

Haute vitesse en option RPM / Hochgeschwindigkeit optional UPM max

6.000