




CAP 4 Slim design 90°

Technical Data

Caractéristiques techniques / Technische Daten

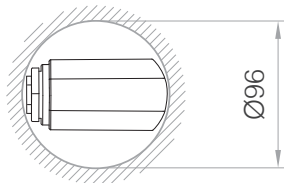
	ER-25A / 16 mm
R.P.M max	Heavy duty bearings 4.000
	12 kg
	1:1
KW	7 kW
Nm max	40 Nm
Rotation	in = out (A-C) in ≠ out (B)

L / H

Other measures under request

Autres mesures sur demande

Weitere Maßangaben auf Anfrage



MADAULA
creative solutions

L	A	64
	B	120
	C	175

Taper	Size	H	S
Cône / Kegel	Taille / Größe		

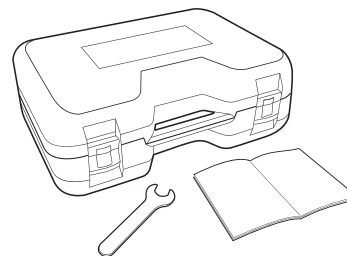
DIN 69871 / 2080	50	80	40
CAT	50	80	40
MAS-BT	50	80	50
HSK	80/100	80	40/50
CAPTO	C8	80	50
KM	80/100	80	40/50

Standard Equipment

Standard / Standard

Optional Equipment

Optionel / Option



Stop Block

Bloc d'arrêt / Anschlag-Block

See page 55 

Collets

Pinces / Spannzangen

See page 56 

Coolant through index pin

Arrosage par le doigt d'indexage / Kühlmittelzufuhr durch bolzen

bar/psi max 12/175

High speed option RPM max

Haute vitesse en option RPM / Hochgeschwindigkeit optional UPM max

8.000