




CAP

3 Slim design 90°

Technical Data

Caractéristiques techniques / Technische Daten


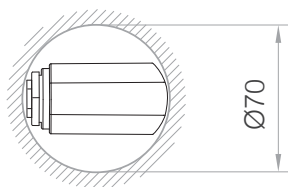
	ER-20A / 13 mm
R.P.M max	Heavy duty bearings 4.000
	6 / 8 kg
	1:1
KW	7 kW
Nm max	25 Nm
Rotation	in = out (A-C) in ≠ out (B)

L / H

Other measures under request

Autres mesures sur demande

Weitere Maßangaben auf Anfrage



MADAULA
creative solutions

Taper

Cône / Kegel

Size

Taille / Größe

H

S

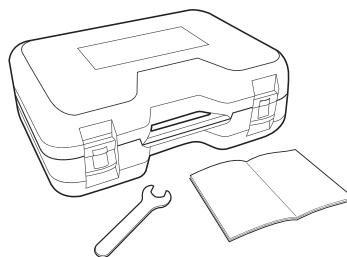
Taper	Size	H	S
DIN 69871 / 2080	40/50	65/80	40
CAT	40/50	65/80	40
MAS-BT	40/50	65/80	40/50
HSK	63/100	65/80	40/50
CAPTO	C6/C8	65/80	40/50
KM	63/100	65/80	40/50

Standard Equipment

Standard / Standard

Optional Equipment

Optionel / Option



Stop Block

Bloc d'arrêt / Anschlag-Block

See page 55 

Collets

Pinces / Spannzangen

See page 56 

Coolant through index pin

Arrosage par le doigt d'indexage / Kühlmittelzufuhr durch bolzen

bar/psi max 12/175

High speed option RPM max

Haute vitesse en option RPM / Hochgeschwindigkeit optional UPM max

8.000