




CAP 1

Slim design 90°

Technical Data

Caractéristiques techniques / Technische Daten


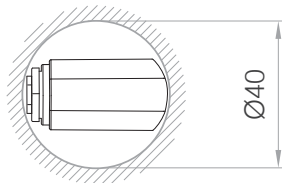
	ER-8 / 5 mm
R.P.M max	6.000
	5 kg
	1:1
KW	1 kW
Nm max	3 Nm
Rotation	in = out (B-C) in ≠ out (A)

L / H

Other measures under request

Autres mesures sur demande

Weitere Maße sind gegen Aufpreis



MADAULA

creative solutions

L	A	50
	B	75
	C	100

Taper	Size	H	S
Cône / Kegel	Taille / Größe		

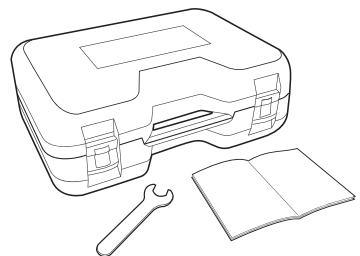
DIN 69871 / 2080	40/50	65/80	40
CAT	40/50	65/80	40
MAS-BT	40/50	65/80	40/50
HSK	63/100	65/80	40/50
CAPTO	C6/C8	65/80	40/50
KM	63/100	65/80	40/50

Standard Equipment

Standard / Standard

Optional Equipment

Optionel / Option



Stop Block

Bloc d'arrêt / Anschlag-Block

See page 55 

Collets

Pinces / Spannzangen

See page 56 

Coolant through index pin

Arrosage par le doigt d'indexage / Kühlmittelzufuhr durch bolzen

bar/psi max 12/175