




CAR 1L LIGHT

0–90° Adjustable

Technical Data

Caractéristiques techniques / Technische Daten


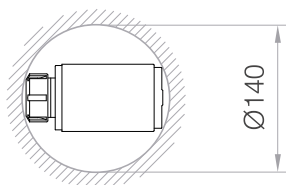
	ER-25 / 16 mm
R.P.M max	5.000
	5.5 kg
	1:1
KW	5 kW
Nm max	20 Nm
Rotation	in ≠ out

L / H

Other measures under request

Autres mesures sur demande

Weitere Abmessungen auf Anfrage



Taper
Cône / Kegel

Size
Taille / Größe

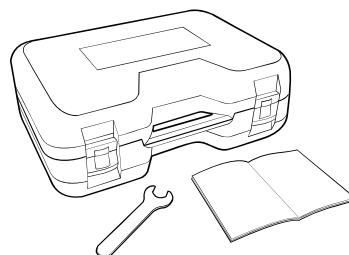
H

S

DIN 69871 / 2080	40/50	55/65/80	40
CAT	40/50	55/65/80	40
MAS-BT	40/50	55/65/80	40/40/50
HSK	63/100	55/65/80	40/40/50
CAPTO	C6/C8	55/65/80	40/40/50
KM	63/100	55/65/80	40/40/50

Standard Equipment
Standard / Standard

Optional Equipment
Optionel / Option



Stop Block

Bloc d'arrêt / Anschlag-Block

See page 56 

Collets

Pinces / Spannzangen

See page 57 

Coolant through index pin

Arrosage par le doigt d'indexage / Kühlmittelzufuhr durch bolzen

bar/psi max 12/175