





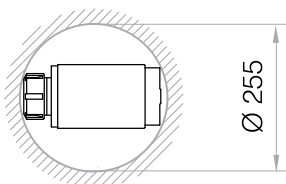
## Caractéristiques techniques / Technische Daten

		ER-50 / 34 mm
<b>R.P.M max</b>	Heavy duty bearings	2.000
		24.5 kg
		1:1
<b>KW</b>		20 kW
<b>Nm max</b>		130 Nm
<b>Rotation</b>		in = out
<b>Coolant max pressure</b>		12 bar / 175 psi

**Other measures under request**

Autres mesures sur demande

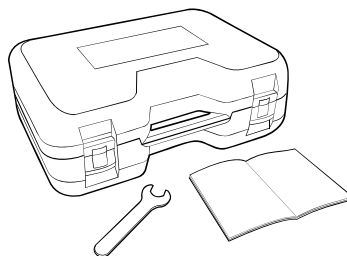
Weitere Abmessungen auf Anfrage



**MADAULA**  
creative solutions

Taper Cône / Kegel	Size Taille / Größe	H	S
DIN 69871 / 2080	50	80	40
CAT	50	80	40
MAS-BT	50	80	50
HSK	80/100	80	40/50
CAPTO	C8	80	50
KM	80/100	80	40/50

## Standard / Standard



## Optionel / Option

Bloc d'arrêt / Anschlag-Block

See page 56 



## Pinces / Spannzangen

See page 57 



## Sortie alternative / Alternative ausgänge

See page 56



Haute vitesse en option RPM / Hochgeschwindigkeit optional UPM max

4.000